

Smart & Smooth Operation

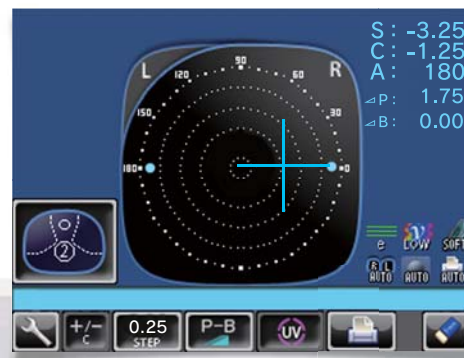
Easy and Fast Operation

The large, newly designed color LCD monitor with a 5.7-inch touch panel simplifies the interpretation of readings even with progressive and multi-focal lenses. The dynamic color measuring graphics follow the measuring process and present each step of the operation with different color, providing better control and ease of use.



1

Smooth lens table support enables easy placement of eyeglasses.



2

Right after the lens is placed, the optical center (+) appears with the "BLUE" bar.



3

The "ALIGNMENT OK" is displayed when the target (+) comes within the circle. When BEEP function is ON, the buzzer will sound.



4

The measured data is memorized automatically with the "MARKING OK" when the target is aligned in the exact center (at 0 Δ).

In order to do marking, place down the lens retainer to secure the lens and marking is stamped accurately with the equipped marking cartridge.

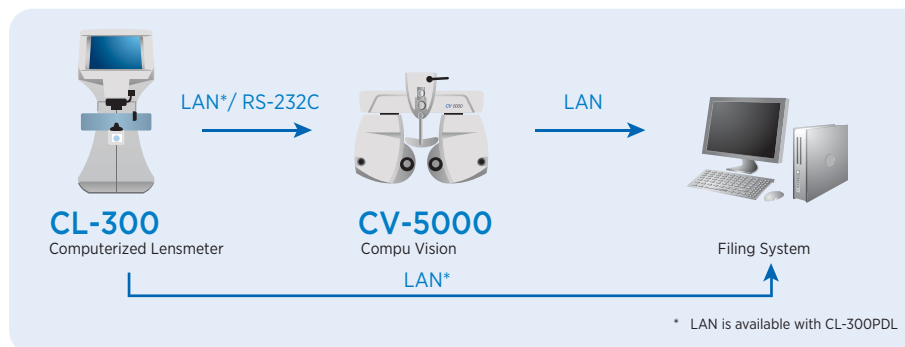
Specifications

Measurement Range	Sphere	0 to ±25 D (0.01/0.12/0.25D steps)
	Cylinder	0 to ±10 D (0.01/0.12/0.25D steps)
	Axis	0 to 180°(1°step)
	Addition	0 to +10D (0.01/0.12/0.25D steps)
	Prism	0 to 10Δ
Cylinder Mode	MIX / - / +	
Prism Mode	X-Y (Orthogonal Coordinates), P-B (Polar Coordinates), No Display	
UV Transmittance	0 ~ 100% (1% / 5% steps)	
Lens Detection	AUTO for single & progressive lenses	
Contact Lens Measurement	Hard / Soft contact lens	
Light Source	Refractive Measurement	Green LED 540±5nm
	UV Measurement	UV LED 365±5nm
Wavelength Criterion	e-line/d-line with ABBE compensation	
Lens Diameter	φ5 to 100 mm	
Screen	5.7 inch color touch screen	
PD Measurement Range*	50-90mm	
External Interface	RS-232C , LAN *	
Power Supply	100-240V / 50/60Hz 1.2A (AC Adapter) : AUTO power save	
Dimensions	197(W) × 220(D) × 404(H) mm	
Weight	3.8Kg	

*CL-300PDL model only

Models	CL-300	CL-300PDL
PD measurement	—	included
Printer	included	included
LAN	—	included

System Chart



Contact Topcon subsidiaries or dealers for system configurations.

*Subject to change in design and/or specifications without advanced notice.

IMPORTANT In order to obtain the best results with this instrument, please be sure to review all user instructions prior to operation.



TOPCON CORPORATION
CONNECTING VISIONS
75-1 Hasunuma-cho, Itabashi-ku, Tokyo 174-8580, Japan. Phone:3-3558-2523/2522 Fax:3-3965-6898 www.topcon.co.jp

TOPCON MEDICAL SYSTEMS, INC.
111 Bauer Drive, Oakland, NJ 07436, U.S.A.
Phone:+1-201-599-5100 Fax:+1-201-599-5250 www.topconmedical.com

TOPCON CANADA INC.
110 Provencher Avenue, Boisbriand, QC J7G 1N1 CANADA
Phone:+1-450-430-7771 Fax:+1-450-430-6457 www.topcon.ca

TOPCON EUROPE MEDICAL B.V.
Esebeaan 11, 2908 LJ Capelle a/d IJssel, P.O. Box 145,
2900 AC Capelle a/d IJssel, THE NETHERLANDS
Phone:+31-(0)10-4585077 Fax:+31-(0)10-4585045
E-mail: medical@topcon.nl www.topcon.eu

ITALY OFFICE
Viale dell'Industria 60, 20037 Paderno Dugnano, (Milano), ITALY
Phone:+39-02-9186671 Fax:+39-02-91081091 E-mail: topconitaly@topcon.it

DENMARK OFFICE
Præstømarkvej 25, 4000 Roskilde, DENMARK
Phone:+45-46-327500 Fax:+45-46-327555
E-mail: topcon@topcondanmark.dk www.topcondanmark.dk

IRELAND OFFICE
Unit 27B, Blandfordstown, Corporate Park 2 Ballycoolin Dublin 15, IRELAND
Phone:+353-18975900 Fax:+353-18293915 E-mail: medical@topcon.ie www.topcon.ie

TOPCON S.A.R.L.
S41 A1, 3 rue de la Houille, 93206 SAINT DENIS CEDEX
Tel : +33 1 49 21 23 23 Fax : +33 1 49 21 23 24 E-mail:topcon@topcon.fr www.topcon.fr

TOPCON DEUTSCHLAND G.m.b.H.
Hanne-Martin-Schleyer Strasse 41, D-47877 Willich, GERMANY
Phone:+49-(0)2154-8950 Fax:+49-(0)2154-885177 E-mail:med@topcon.de www.topcon.de

TOPCON SCANDINAVIA A.B.
Neogatan 2, P.O. Box 25, 43151 Mölndal, SWEDEN
Phone:+46-(0)31-7109200 Fax:+46-(0)31-7109249 E-mail:medical@topcon.se www.topcon.se

TOPCON ESPAÑA S.A.
HEAD OFFICE
Frederic Mompou 4, Esc. A Bajos 3, 08960 Sant Just Desvern Barcelona, SPAIN
Phone:+34-93-4734057 Fax:+34-93-4733932 E-mail: medical@topcon.es www.topcon.es

PORTUGAL OFFICE
Rua da Forte 6-6A L-0.22-2790-072 Camaxide, PORTUGAL
Phone:+351-210-994626 Fax:+351-210-938788 www.topcon.pt

TOPCON (GREAT BRITAIN) LTD.
Topcon House, Kennel Sills, Bone Lane, Newbury Berkshire RG14 5PX United Kingdom
Phone:+44-(0)1635-551120 Fax:+44-(0)1635-551170 E-mail:medical@topcon.co.uk www.topcon.co.uk

TOPCON POLSKA Sp. z o.o.
ul. Warszawska 23, 42-410 Swierz, POLAND
Phone:+48-(0)32-6705045 Fax:+48-(0)32-6713405 www.topcon-polska.pl

TOPCON SINGAPORE MEDICAL PTE. LTD.
60 Alexandra Terrace, #06-27 The Comtech, Singapore 118502
Phone:+65-68728056 Fax:+65-67738150 E-mail:medical_sales@topcon.com.sg www.topcon.com.sg



Computerized Lensmeter CL-300



TOPCON
CONNECTING VISIONS

Touch Screen Panel UV Transmittance Measurement Compact Slim Body

- Modern Design with Ease-of-Use -



CL-300 Computerized Lensmeter

With a new UV Measurement Function, the CL-300 provides comprehensive data to both eyeglass wearers and optometrists. Its compact, ergonomic design and intuitive touch screen panel ensures that measurements can be easily and quickly obtained.

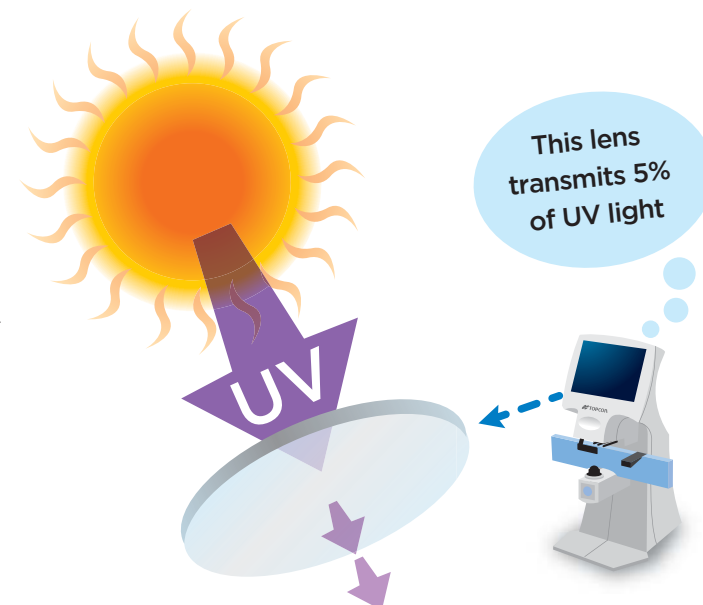
Features

- » LCD Touch Panel
- » UV Transmittance Measurement
- » Compact Slim Body
- » Green Measurement Light Beam
- » Automatic Mono- & Multi-focal Detection

UV Transmittance Measurement Function

The CL-300's new UV Measurement Function provides information on the ultraviolet transmittance in the range of 0% to 100%, providing reliable measurement results to both eyeglass and sunglass wearers.

* UV Transmittance Measurement is performed with the light beam of 365 nm wavelength.



Multi-focal Lens Measurement

Not only single lenses but also multifocal lenses can be easily measured. The CL-300 also features automatic detection for single and progressive lenses.


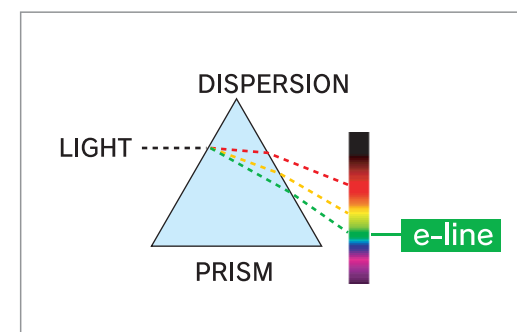


example: Progressive Lens Measurement

The image shows a near point measurement screen. With simple operation, the ADD value can be obtained by following the guide instructed on this progressive measuring mode.

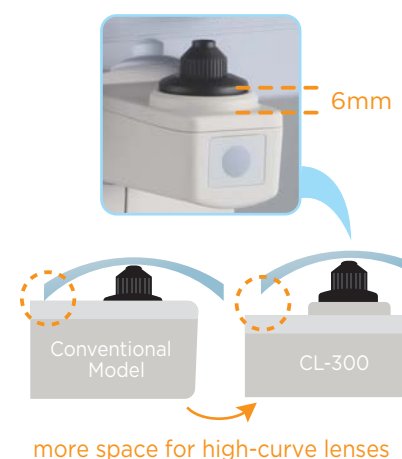
Green Light Beam

The CL-300 incorporates the green light reading beam, which is also known as e-line. Due to the wavelength of 546 nm, the e-line can be well-sensed by the human's eye and it is determined as a standard by ISO 7944. Using green light beam in our instrument enhances lens measurement precision and reduces the chance of error in the measurements.



Improved Lens Support

Due to its new design, the lens support of the CL-300 is 6 mm more in height compared to the conventional model. This change enables smooth and trouble-free measurement of high-curve lenses, preventing from troublesome contact of the lens edge with external parts of the lens support.



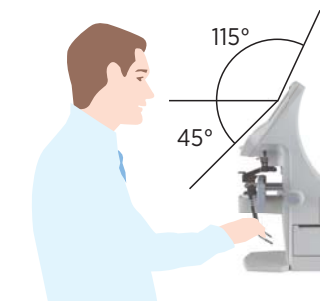
Contact Lens Measurement

Contact lenses can be easily measured using the CL-300 lens support and ring accessories that come standard with the instrument.



Large 5.7 inch LCD Monitor with Wider Directional Angle

The wide LCD monitor covers a 160 degree angle of observation allowing clear, compatible readings from virtually any position regardless of the operator's height.



Fast, Easy to Load Printer

Loading the thermal paper into the printer has never been easier. Just drop the printer paper into the receptacle and close the cover. The quick and quiet printer is ready to go. This improvement saves time and enhances workflow.



White Ink Cartridge Standard

The newly featured white marking ink provides clear marking even on lenses with anti-staining and anti-fog coating. Due to these favorable qualities, TOPCON made the white marking ink standard in the new CL-300.



Models and Marking Ink

	White Ink	Red Ink
Cartridge Type	standard	optional
Holder Type	—	standard

* For availability in your region and other details please refer to the local TOPCON authorized representative.

Printout Sample

TOPCON CL-300			
<R>	S	C	A
	+0.00	+0.00	180
	ADD 0.75		
	PSM 0.00	OUT 0.00	
<L>	S	C	A
	+0.75	+0.25	85
	ADD 0.75		
	PSM 0.00	OUT 3.50 DWN	
TOPCON Optical Store			